



# INVESTOR PRESENTATION

---

Q1 2026 RESULTS



## Disclaimer | Cautionary Note Regarding Forward Looking Statements

This presentation has been prepared solely for informational purposes. The presentation may contain forward looking statements, which reflect our beliefs or current expectations and assumptions regarding the future of the business, future plans and strategies, projections, anticipated events and trends, the economy and other future conditions. Forward looking statements are neither historical facts nor assurances of future performance and can generally be identified by terminology including "anticipate", "aspire", "believe", "project", "estimate", "expect", "forecast", "strategy", "target", "trend", "future", "likely", "may", "should", "will", "intend", "plan", "goal", "objective", "seek", "roadmap", and other words of similar meaning or similar expressions.

By their nature, forward looking information and statements are subject to known and unknown uncertainties, risks and changes in circumstances that are difficult to predict and not in our control. Our actual results of operations and financial conditions may differ materially from that or those indicated in the forward looking statements. You should not place undue reliance on any of these forward looking statements.

Any forward looking statement made by us in the presentation is based only on information currently available to us and speaks only as to the date on which this presentation is made. Past performance is not a reliable indication of future performance. We make no representations or warranties as to the accuracy, or completeness of the information and shall not have any liability for any representations, express or implied, regarding the information contained in, or for any omissions from, the information included in this presentation. We undertake no obligation to publicly update any forward looking statement whether as a result of new information, future developments or otherwise. The information contained in the presentation is prepared to assist prospective investors in making their own evaluation of the Company.

aramex

aramex

aramex

aramex

aramex

aramex

**1. Aramex at a Glance**

**2. Key Highlights for the Period**

**3. Group Financial Results**



# Aramex Overview | Aramex is a Global Provider of COMPREHENSIVE Logistics and Transportation Solutions



**16K+**  
Employees

**70+**  
Countries

**600+**  
Offices

**USD 436m**  
Revenue Q1 2026

**USD 662m**  
Market Cap on 31 Mar 2026

## International Express

With Aramex International Express, sending time-sensitive documents or packages is prompt, convenient and easy.

## Freight Forwarding

Whether by sea, air or land, Aramex Freight provides the expertise for seamless and streamlined operations.

## Domestic Express

We understand that delivering from one side of the country to another requires efficiency and reliability of global standards and local operations that continually strive for excellence.

## Logistics & Warehousing

As a global logistics and transportation solutions provider, Aramex will help simplify customers' operations with cost effective and comprehensive solutions.

# IN THE MIDDLE EAST OF IT ALL

**AN ARAMEX DOCUMENTARY |  
40 YEARS OF OPERATIONS**

Click [here](#) to watch  
the video.

# Q1 2026 Key Highlights



## Aramex Delivers Q1 2026 Revenue Growth While Maintaining Full Operational Continuity Through Regional Challenges

**USD 436m Revenue**  
(▲ 2% YoY)

**USD 93m | 21.4% Gross Profit and Margin**  
(▼ 6% YoY | ▼ 2 pps)

**USD 14m | 3.2% EBIT and Margin**  
(▼ 15% YoY | ▼ 1 pps)

**USD 5m | 1.1% Net Profit and Margin**  
(▼ 1% YoY | ▼ 0 pps)

### Segmental Breakdown

**International Express**

**USD 139m Revenue**  
(▼ 9% YoY)

**Domestic Express**

**USD 130m Revenue**  
(▲ 11% YoY)

**Freight Forwarding**

**USD 126m Revenue**  
(▲ 7% YoY)

**Logistics & Warehousing**

**USD 38m Revenue**  
(▲ 9% YoY)

### Period Highlight

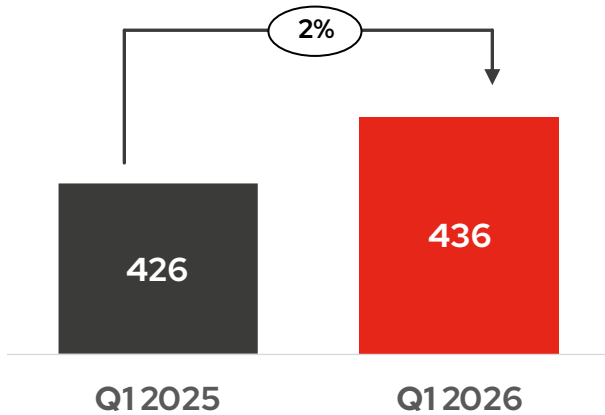
- **Resilient performance amid disruption:** Aramex reported stable revenue growth despite a more complex operating environment, with strong momentum in January and February offsetting the impact of regional disruptions in March. Demand for domestic, regional, and logistics solutions remained robust, reinforcing the ongoing shift toward closer-to-market fulfillment models.
- **Revenue progression:** Group revenues reached USD 436 million in Q1 2026, up 2% YoY, driven by continued growth in Domestic Express (up 11%), Freight Forwarding (up 7%), and Logistics (up 9%), offsetting a decline in International Express (-9%).
- **Operational resilience and agility:** Aramex maintained uninterrupted services by rapidly adapting its network, leveraging flexible routing solutions and alternative gateways to ensure continued global connectivity.
- **Transformation delivering results:** Execution of the Accelerate28 strategy contributed to early efficiency gains and helped mitigate the impact of external disruptions, with over 300 initiatives progressing across the business.
- **Strengthened financial position:** Refinancing of approximately USD 222 million enhanced capital efficiency and reduced financing costs, while maintaining a solid balance sheet with USD 150 million in cash and leverage at 2.8x.

# Group Financial Results

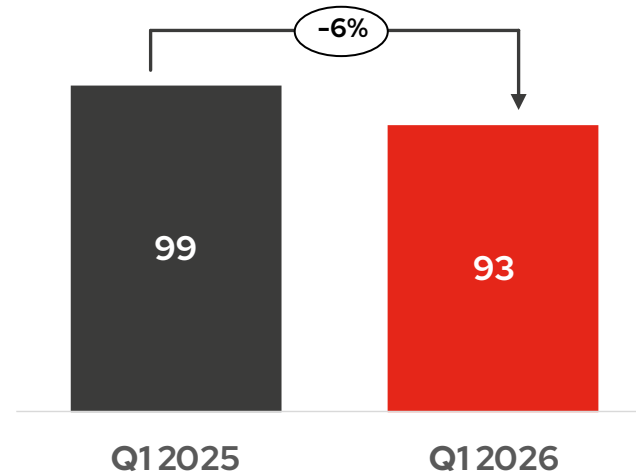
A large industrial building with a colorful facade of red, yellow, and grey panels, set against a dramatic sunset sky. The text 'Group Financial Results' is overlaid on the left side.

# Financial & Performance Highlights | Group P&L

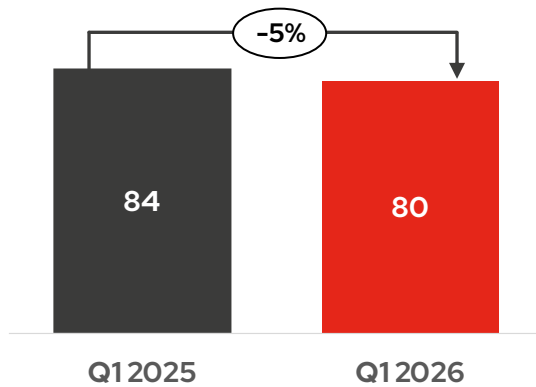
## Revenue (USD million)



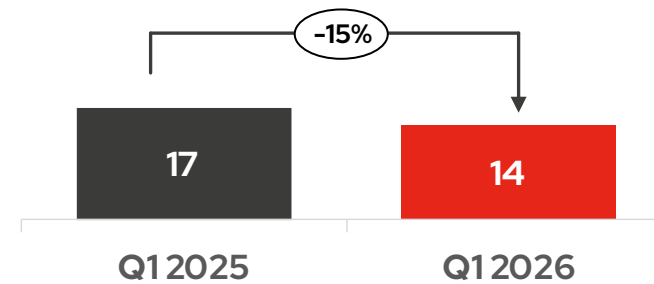
## Gross Profit (USD million)



## SG&A (USD million)



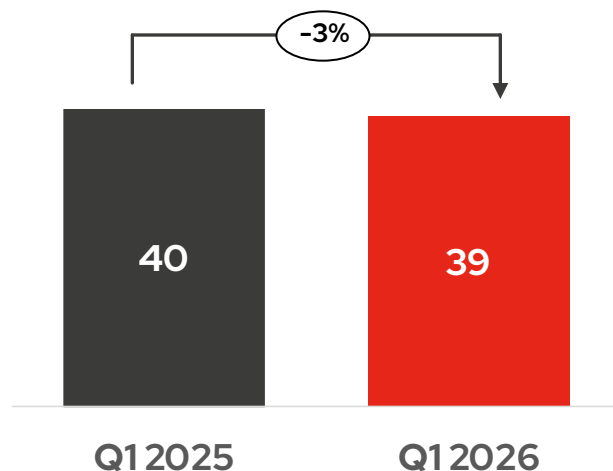
## EBIT (USD million)



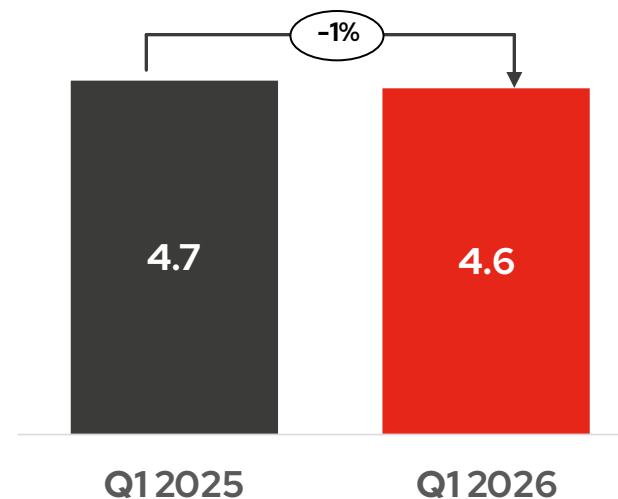
- Group revenues reached USD 436 million in Q1 2026, up 2% YoY, against a backdrop of regional conflict and geopolitical uncertainty. January and February exceeded business plan expectations across core products and markets, supported by solid shipment volumes and early Accelerate28 benefits. March was impacted by the outbreak of regional conflict, which disrupted trade lanes and required operational adjustments across the network. Growth was driven by Domestic Express (+11%), Freight Forwarding (+7%), and Logistics (+9%), partially offset by International Express (-9%).
- Gross Profit of USD 93 million, down 6% YoY. Margin contracted to 21.4% from 23.3% in Q1 2025, reflecting ongoing product mix shift toward lower-margin segments, elevated line-haul and fuel costs, and continued capacity investment across key markets.
- SG&A of USD 80 million, down 5% YoY, broadly in line with prior periods and reflecting disciplined cost management while continuing to invest in operational capabilities and transformation initiatives.
- EBIT declined by 15% to USD 14 million due to drop in Gross Profit

X% Represents Margin in % of Revenue

## EBITDA (USD million)



## Net Profit (USD)



X% Represents Margin in % of Revenue

- For the 1st Quarter period, EBITDA totaled USD 39 million (down 3%) due to compression driven by gross profit decline, partially offset by SG&A control.
- Net Profit of USD 4.6 million (1.1% margin), broadly flat vs reported Q1 2025 of USD 4.7 million. Against normalized Q1 2025 of USD 7 million, the decline is 38%. Normalized figures are applicable to Q1 2025 only, reflecting one-off costs previously disclosed and explained in Aramex's 2025 quarterly and full-year results releases.

### Profitability improvement plan: Accelerate28, Transformation Program

- The transformation program, launched in Q1 2025 as part of the Accelerate28 strategy, is in its early stages and progressing well. With a new four-region structure and value capture initiatives underway, the Company is focused on protecting its bottom line while continuing investment in strategic areas in response to the evolving industry landscape.
- This is a complex transformation program across nine workstreams covering key regions, products and functions. We have more than 300 initiatives planned for implementation with the EBIT impact expected to be fully realized by 2028.

## Value Creation | 2026

We closely monitor our KPIs, and our transformation program activities are aligned with our objective to improve value creation

**+2%**  
yoy

**Revenue  
Growth**

**-15%**  
yoy

**EBIT  
Growth**

**3.7%**  
+1 bps  
YOY

**ROIC**

**2.8x**  
-0.4x  
YOY

**Debt to  
EBITDA**  
(incl. IFRS16)

**aramex**

**Investor Relations Contacts**

**Nicolas Sibuet**

Chief Financial Officer &  
Corporate Development

**Lubna Shebli**

Vice President – Finance

**Investor  
Relations**

[InvestorRelations@aramex.com](mailto:InvestorRelations@aramex.com)

Tel + 971 4 211 8464

Dubai - UAE

[aramex.com/investors](http://aramex.com/investors)